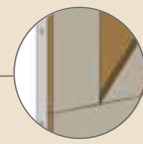
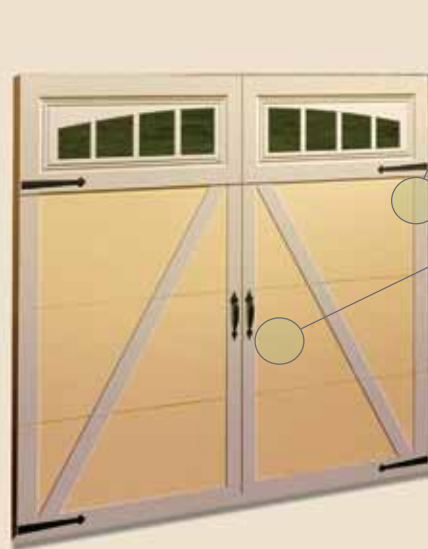


The Genuine. The Original.



Built better from the inside out



**Thermacore® insulation**  
CFC-free, ozone-safe, polyurethane insulation with Thermacore® construction provides an R-value up to 12.76 and U-factor up to 0.24



**In-between section thermal seals**  
With an air infiltration rating of .08 cfm, seals provide superior resistance to the elements



**Weather proof**  
Wood-grain textured trim boards are resistant to dents and the elements



**Durable finish**  
Hot-dipped galvanized steel with two coats of baked-on polyester paint



**Sealed from elements**  
Specially treated trim boards resist weather, fungal decay and insects



**Quiet operation**  
Commercial grade track and hardware featuring durable 13 ball bearing urethane rollers

The Genuine. The Original.

Since 1921, Overhead Door Corporation has not only raised the standards of excellence for the industry – we’ve created them. Overhead Door created the original overhead door in 1921 and the first garage door opener in 1926.

Today, our 450 Overhead Door distributors are still leading the way with innovative solutions and unmatched installation, service and support. So look for the Red Ribbon. It’s your guarantee that you’re getting the genuine, the original Overhead Door.



Limited warranty

Overhead Door garage doors are backed by a limited warranty that protects against section rust-through for as long as you own your home. Also included is a one-year non-transferable, limited warranty ensuring high standards for materials and workmanship.\*

\* Warranties vary by model series. See warranty for full details.

The Genuine. The Original.



Overhead Door Corporation  
2501 S. State Hwy., 121 Bus., Suite 200, Lewisville, Texas 75067  
1-800-929-DOOR • [www.OverheadDoor.com](http://www.OverheadDoor.com)

©2009 Overhead Door Corporation. Courtyard Collection, Thermacore and the Ribbon Logo are registered trademarks of Overhead Door Corporation. All other trademarks are the property of their rightful owners. Consistent with our policy of continuing product improvement, we reserve the right to change product specifications without notice or obligation. R900-688

Cover: Full custom-painted windows, inserts and overlays.



START HERE.

SOLD AND DISTRIBUTED BY:

**Courtyard Collection®**  
Custom steel garage doors

# Courtyard Collection®

The beauty of wood. The durability of steel.

The Genuine. The Original.




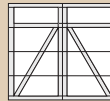


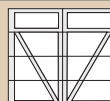


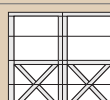
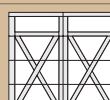

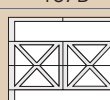







Insulated steel construction, fashioned to resemble the elegant wood designs of traditional carriage house doors.



161A with Somerton windows and traditional Hammertone hinges and handles

## CHOOSE YOUR DOOR

Select among eighteen classic designs or a full custom door

	Tier 1	370 Series	160 Series	Tier 2	370 Series	160 Series	Tier 3	370 Series	160 Series
 161B			•	 375T/165T	•	•	 164A		•
 161M			•	 166T		•	 373T/163T	•	•
 371T/161T	•		•	 167B		•	 377T/167T	•	•
 162Z			•	 167E*		•	 162A		•
 166B			•	 371A/161A	•	•	 168B		•
 166E*			•	 162E		•			
 375B/165B	•		•						
Smooth trim			•			•			•
Color matched trim			•			•			•
Warranty**	20 Years	Lifetime			20 years	Lifetime		20 years	Lifetime
Windload		•			•			•	•
<sup>1</sup> R-value	9.30	12.76			9.30	12.76		9.30	12.76
<sup>2</sup> U-factor	0.24	0.24			0.24	0.24		0.24	0.24
Insulated glass		•			•			•	•
Non-insulated glass	•				•			•	
Overlay thickness	3/8"	3/4"			3/8"	3/4"		3/8"	3/4"
Door thickness	1"	1 3/8"			1"	1 3/8"		1"	1 3/8"
Commercial track		•			•			•	•
Residential track	•				•			•	
Urethane rollers		•			•			•	•
Nylon rollers	•				•			•	

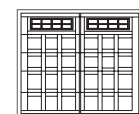
<sup>1</sup>R-value: A standardized measure of thermal efficiency. The higher the R-value, the greater the insulating properties.

<sup>2</sup>U-factor: A standardized measure of the rate at which the heat passes through a material. The lower the U-factor, the greater the insulating properties.

\*Windows and arches are not available on these series

\*\*Limited warranty

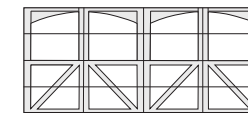
### Full custom door



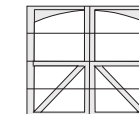
169

Your Overhead Door Ribbon Distributor can assist you in creating the perfect custom-designed door.

### With arches



Double arch



Single arch

Select doors are available with distinctive arch designs.

## Individualize with windows

Windows are available with non-insulated glass\* or insulated glass\*\* for maximum energy efficiency, and a variety of trim designs.




\* 370 series only \*\*160 series only

## Select hardware

Further individualize your garage door with our distinctive decorative exterior handles and hinges.


### Value

 Spear hinge (16" and 18" available)  
16"-410094-0015 / 18"-410094-0016

 Bean hinge (16" only)  
410094-0014


 Small spear handle  
410094-0012

 Large bean handle  
410094-0011


 Large Spear Handle  
410094-0013


### Premium

 Spade design hinge  
410094-0008


 Bean design hinge  
410094-0010

 Iron studs  
410094-0004

 Traditional Hammertone hinge  
410094-0001

 Heritage hinge  
410094-0002

 Bean design handle  
410094-0009

 Large hammered iron handle  
410094-0005

 Traditional Hammertone handle  
410094-0003

## Mix and match colors

Doors overlays and window trim are available in the colors shown or can be painted to match your home's décor\* (additional charge).



White Almond Sandstone Terra bronze Brown Hunter green

\*Colors may vary slightly from those shown and may not be available on all individual series. See painting instructions for details.

## CHOOSE YOUR OPENER

Be sure to ask about our complete line of garage openers. Your distributor will help you choose the operator that best suits your specifications and preferences.

